


**110-355 kW
Oil-injected
Screw
Compressor
60Hz**



People. Passion. Performance.

 **Chicago
Pneumatic**

About Chicago Pneumatic

Since 1901, the Chicago Pneumatic name has represented reliability and attention to customer needs, as a global manufacturer of power tools, air compressors, generators, light towers, and hydraulic equipment for professional and industrial applications. It represents products that are engineered for high performance. In addition to pioneering design, high-impact technology and durability, Chicago Pneumatic means customer value.

Our people start every single day with a passion to research, develop, manufacture and deliver new products that are meant to meet your needs not only today, but tomorrow as well. All this has come together because we have consistently practiced our brand promise:

People. Passion. Performance.



Maximized productivity

FIXED SPEED




	Noise level	77-80 dB(A)
	Capacity	307-1007 l/s 650-2134 cfm
	Power	110-355 kW 150-480 hp
	Pressure	0.7-1.0 mpa 7-10 bar

User benefits

- New design for highest reliability
- Group screw element to ensure maximum uptime
- Unmatched efficiency
- Air Cooled & Water Cooled variants

Top value through energy efficiency

VARIABLE SPEED



	Noise level	78-80 dB(A)
	Capacity	98-703 l/s 208-1490 cfm
	Power	110-250 kW 150-340 hp
	Pressure	0.7-1.0 mpa 7-10 bar

User benefits

- Reduce Energy use by 35%
- More savings in every application
- Fast ROI with maximum pay back
- Lowest LCC (Life Cycle Cost)

CPF151-480

PROFESSIONAL SOLUTIONS FOR MAXIMUM PRODUCTIVITY

In the view of Chicago Pneumatic users, the logo of Chicago Pneumatic represents the features of durable and reliable operation. New generation fixed speed of oil-injected screw compressors have been launched to fit the needs on sufficient air volume when applied in high-power industrial area.




Low operational costs

- Lower energy costs thanks to in-house designed, high-efficiency screw element.
- Helps you move toward a green production with lower emissions.
- Monitor and optimize your compressor remotely with ICONS.

Always reliable

- Reliable operation, even in 46°C.
- IP55-enclosed drive train for dependable performance in dusty and humid conditions.



- 1 Oil separator
- 2 Compression element
- 3 Motor
- 4 Cooling fan
- 5 Air filter
- 6 Air/Oil Cooler

Air cooled

Model	Working Pressure		Motor Power		Capacity FAD*		Noise Level	Dimensions	Weight	Connection
	mpa		kW	hp	l/s	cfm				
CPF220	0.7		160	220	502	1063	79	2880 x 1754 x 1930	2970	DN80
	0.8				480	1017				
	1				438	928				
CPF270	0.7		200	270	605	1281	81	3502 x 1754 x 1983	3450	DN100
	0.8				565	1197				
	1				517	1094				
CPF340	0.7		250	340	755	1599	81	3502 x 1754 x 1983	3620	DN100
	0.8				707	1497				
	1				650	1377				
CPF450	0.8		315	450	1000	2119	82	5141 x 1893 x 2353	5520	DN125
	1				905	1918				
	0.7				372	787				
CPF151	0.8		110	150	337	713	79	2880 x 1754 x 1930	3140	DN80
	1				307	650				
	0.7				430	911				
CPF181	0.8		132	180	410	868	79	2880 x 1754 x 1930	3230	DN80
	1				377	798				
	0.7				517	1094				
CPF221	0.8		160	220	485	1027	81	3502 x 1754 x 1983	3640	DN100
	1				445	943				
	0.7				653	1384				
CPF271	0.8		200	270	612	1296	78	4800 x 2150 x 2250	5325	DN100
	1				555	1176				
	0.8				705	1494				
CPF341	0.8		250	340	705	1494	78	4800 x 2150 x 2250	5895	DN100
	1				656	1390				


Water cooled

Model	Working Pressure		Motor Power		Capacity FAD*		Noise Level	Dimensions	Weight	Connection
	mpa		kW	hp	l/s	cfm				
CPF220	0.7		160	220	502	1063	76	2880 x 1754 x 1930	2870	DN80
	0.8				480	1017				
	1				438	928				
CPF270	0.7		200	270	605	1281	78	2902 x 1754 x 1980	3240	DN100
	0.8				565	1197				
	1				517	1094				
CPF340	0.7		250	340	755	1599	78	2902 x 1754 x 1980	3410	DN100
	0.8				707	1497				
	1				650	1377				
CPF450	0.8		315	450	1000	2119	80	3491 x 1880 x 2100	5190	DN125
	1				905	1918				
	0.8				1092	2313				
CPF480	0.8		355	480	1092	2313	80	3491 x 1880 x 2100	5310	DN125
	1				992	2101				
	0.7				372	787				
CPF151	0.8		110	150	337	713	76	2880 x 1754 x 1930	3040	DN80
	1				307	650				
	0.7				430	911				
CPF181	0.8		132	180	410	868	76	2880 x 1754 x 1930	3130	DN80
	1				377	798				
	0.7				517	1094				
CPF221	0.8		160	220	485	1027	78	2902 x 1754 x 1980	3430	DN100
	1				445	943				
	0.7				653	1384				
CPF271	0.8		200	270	612	1296	78	3600 x 2150 x 2250	4890	DN100
	1				555	1176				
	0.8				705	1494				
CPF341	0.8		250	340	705	1494	78	3600 x 2150 x 2250	5460	DN100
	1				656	1390				

CPVS 151-340 PM

VARIABLE SPEED DRIVE FOR MAJOR ENERGY SAVINGS

With its excellent performance on the energy saving, variable speed of oil-injected screw compressors have been recognized and applied in various industries. To comply with global green energy production and carbon emission reduction activities, Chicago Pneumatic cherishes its mission to advance the technology on variable speed compressors and launched new generation of permanent magnet oil-inject screw compressors. Max.4% energy could be saved compared to last generation. Chicago Pneumatic users will benefit more energy saving during air compressors' whole life cycle.




Energy saving starts from commissioning

- In-house designed drive train provides stronger power
- Integrated permanent magnet motor with ultra IE4 efficiency

Advanced connectivity

Advanced IoT technology with ICONS built-in, enable your instant monitoring your compressor



- 1 Oil separator
- 2 Compression element
- 3 Motor
- 4 Air filter
- 5 Inverter


REVOLUTIONARY DRIVE TRAIN TECHNOLOGY

Improved energy efficiency saves your money

- In-house designed PM motor with IE4/IE5 premium efficiency
- New generation screw elements, with improved efficiency
- Integrated direct drive transmission for minimal losses.
- Smart inlet valve optimizes the inlet flow and improves efficiency

Increased reliability extends lifetime

- PM motor rated IP55/IP66, premium protection against dust and water ingress
- Optimal cooling at all speeds and conditions thanks to oil-cooling principle of the PM motor.



- 1 In-house designed screw elements
- 2 Direct drive train
- 3 Oil cooling motor
- 4 Smart inlet valve

Air cooled

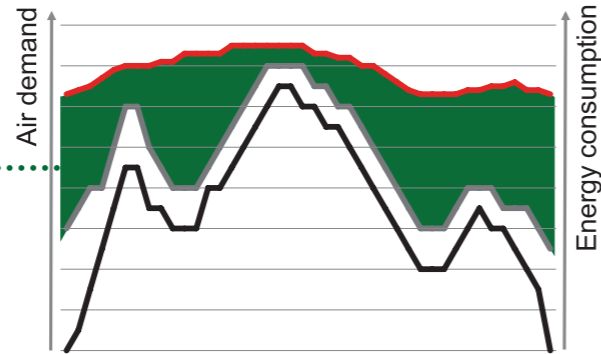
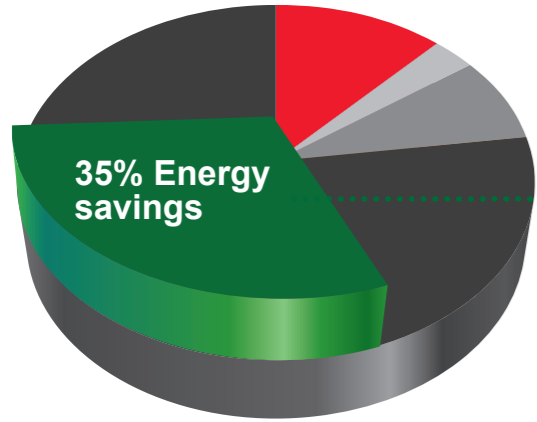
Model	Working Pressure	Motor Power		Capacity FAD*		Noise Level	Dimensions	Weight	Connection
	mpa	kW	hp	l/s	cfm	dB(A)	L x W x H(mm)	kg	Size
CPVS220 PM	0.7-1	160	220	127-497	268-1052	78	2880 x 1754 x 1930	2884	DN80
CPVS270 PM	0.7-1	200	270	143-590	304-1250	80	3602 x 2104 x 2023	4097	DN100
CPVS340 PM	0.7-1	250	340	185-703	392-1490	80	3602 x 2104 x 2023	4267	DN100
CPVS151 PM	0.7-0.8	110	150	100-385	212-815	78	2880 x 1754 x 1930	2351	DN80
	1			98-317	208-671				
CPVS181 PM	0.7-0.8	132	180	100-450	212-953	78	2880 x 1754 x 1930	2391	DN80
	1			98-377	208-798				
CPVS221 PM	0.7-0.8	160	220	98-545	208-1154	80	3602 x 2104 x 2023	3242	DN100
	1			97-465	205-985				

Water cooled

Model	Working Pressure	Motor Power		Capacity FAD*		Noise Level	Dimensions	Weight	Connection
	mpa	kW	hp	l/s	cfm	dB(A)	L x W x H(mm)	kg	Size
CPVS220 PM	0.7-1	160	220	127-497	268-1052	75	2880 x 1754 x 1930	2779	DN80
CPVS270 PM	0.7-1	200	270	143-590	304-1250	77	3602 x 2104 x 2023	3886	DN100
CPVS340 PM	0.7-1	250	340	185-703	392-1490	77	3602 x 2104 x 2023	4056	DN100
CPVS151 PM	0.7-0.8	110	150	100-385	212-815	75	2880 x 1754 x 1930	2246	DN80
	1			98-317	208-671				
CPVS181 PM	0.7-0.8	132	180	100-450	212-953	75	2880 x 1754 x 1930	2286	DN80
	1			98-377	208-798				
CPVS221 PM	0.7-0.8	160	220	98-545	208-1154	77	3602 x 2104 x 2023	3033	DN100
	1			97-465	205-985				

We protect your efficiency

Energy costs represent about 70% of the total operating cost of your compressor over a 5 year period. That's why reducing the operating cost of a compressed air solution is a major focus. Variable frequency driven compressors can cut the energy bill of your compressor by up to 35%.



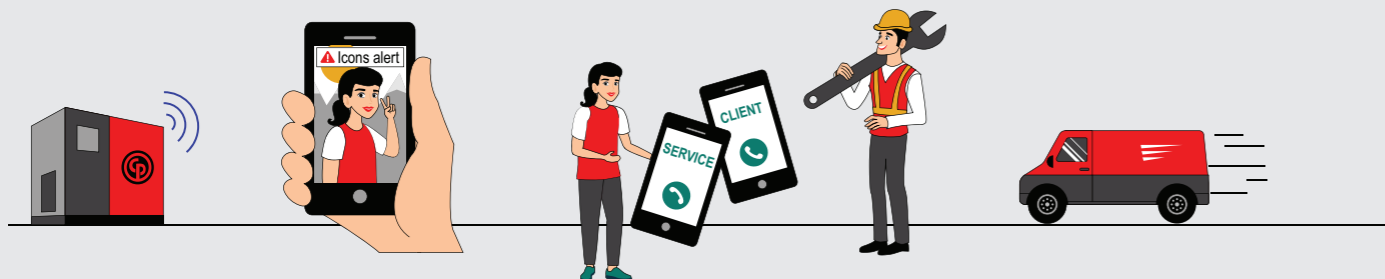
- 12% Investment
- 3% Installation
- 8% Service
- 77% Energy consumption
- Air demand
- Variable frequency driven costs
- Load/Unload costs
- Savings

Complete your compressed air installation with an ICONS plan


What if your compressor needs service or an immediate intervention?

With an ICONS plan, you get an alert from your controller delivered straight to your computer, tablet or smartphone. Wherever you are, you can take immediate action and reduce the risk of downtime and other costs.

With connectivity

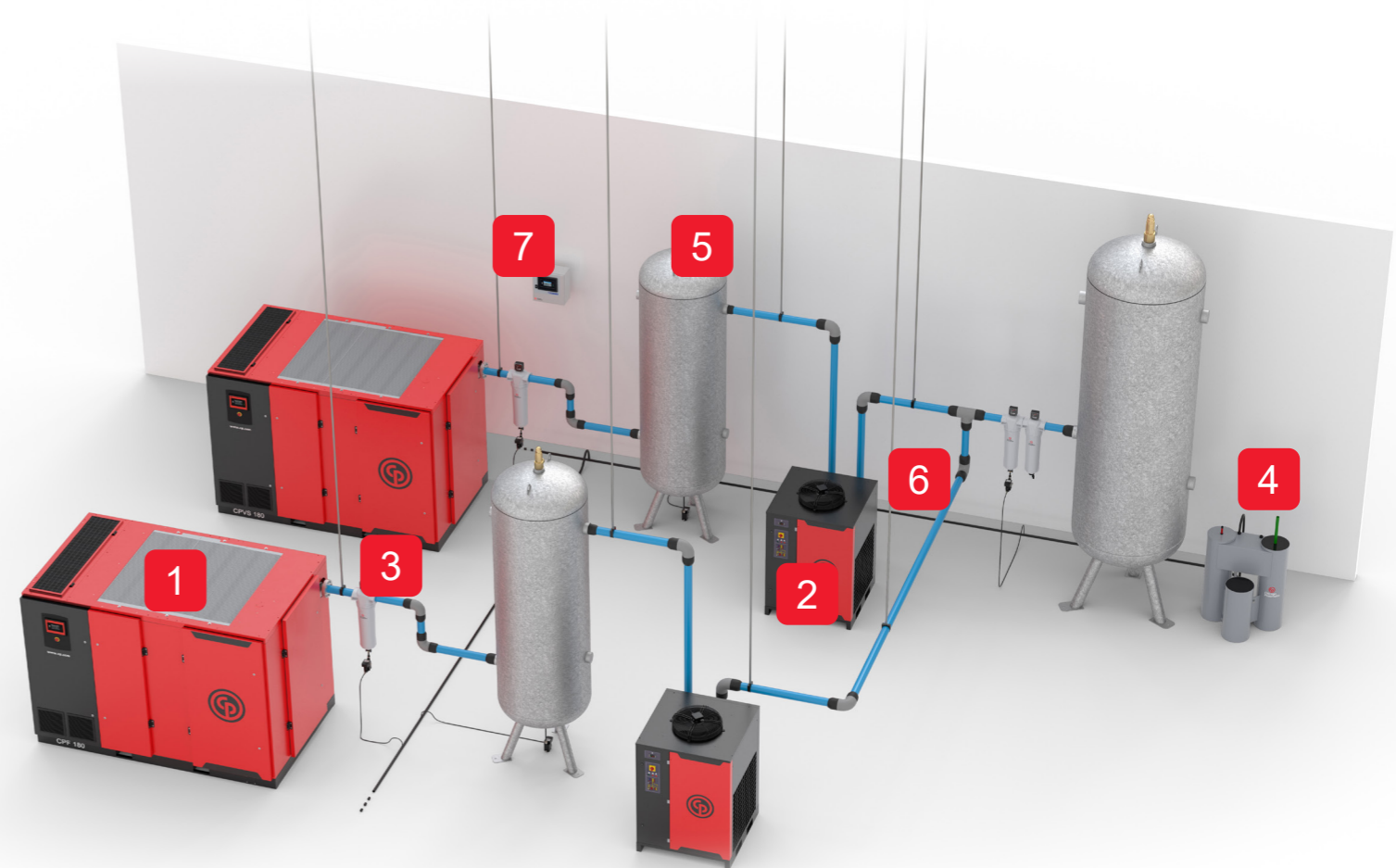


Without connectivity



WE'VE GOT YOUR COMPRESSED AIR COVERED

Of course you want to get the most out of your CPF and CPVS. Extend the Chicago Pneumatic reliability and performance throughout your compressed air system.



- 1 Air compressor
- 2 Air dryer
- 3 Line filters
- 4 Oil separators
- 5 Air receiver buffer storage
- 6 Piping system
- 7 Central controller



At Chicago Pneumatic we have a passion for performance and long-lasting partnerships. Since 1901, we have been committed to reliability based on technology and trust.



People. Passion. Performance.

For more information, please contact your CP partner:

Use only authorized parts. Any damage or malfunction caused by the use of unauthorized parts is not covered by Warranty or Product Liability.

© June 2023 Chicago Pneumatic. Subject to technical modifications.

www.cp.com