

Screw Compressors

below 37 kW



People.
Passion.
Performance.



Chicago
Pneumatic

People. Passion. Performance.



Table of contents

Products overview 4-5

Belt driven technology

CPN series 15 - 20HP / 11 - 15kW



6-7

CPM series 3 - 40HP / 2,2 - 30kW



8-9

CPA series 7,5 - 20HP / 5,5 - 15kW



10-11

Gear driven technology

CPBg series 20 - 50HP / 15 - 37kW



12-13

Direct driven technology

CPVSd series 10 - 50HP / 7,5 - 37kW & 30 - 50HP / 22 - 37kW



14-15

About Chicago Pneumatic

Since 1901, the **Chicago Pneumatic** name has represented reliability and attention to customer needs, as a global manufacturer of power tools, air compressors, generators, light towers, and hydraulic equipment for professional and industrial applications. It represents products that are engineered for high performance. In addition to pioneering design, high-impact technology and durability, **Chicago Pneumatic** means **customer value**.

Our people start every single day with a passion to research, develop, manufacture and deliver new products that are meant to meet your needs not only today, but tomorrow as well.

All this has come together because we have consistently practiced our brand promise:

People. Passion. Performance.



People. Passion. Performance.



For Chicago Pneumatic, it isn't just about products. We value our end-users' and distributors' **performance**, and do our ultimate best to make it **easy to work** with us while providing **reliable products with a passion**.

- **Broad product portfolio** of robust compressors & tools
- **Decades of experience & innovation**
- **100% committed** distributor partnership

This is how we keep you productive at all times, meeting the needs of professionals in vehicle service, general industry and construction around the globe.

People. Passion. Performance.

Define your needs, our broad

Going for our extensive offer of oil-injected screw compressors below 30kW, you choose for **reliable performance**, **trustworthy technology** and **increased efficiency**. These ranges are also suitable for more demanding applications and can be deployed in harsh working conditions.



Noise level	70-80 dB(A)
Vessel size	200, 270 or 500 L
FAD	220 - 1631 l/min
Power	3-20 hp / 2,2-15 kW
Pressure	8 - 13bar
Weight	115 - 354 kg

User benefits

- Simple installation & easy maintenance
- Instinctive and easy to use
- Stable operations (constant pressure)
- Trustworthy technology and new inhouse designed air ends
- Up to 30% more energy efficient than an equivalent power sized Piston compressor



Noise level	Silent: 61-71 dB(A)
Vessel size	0, 200, 270, 500 L
FAD	240 - 4332 l/min
Power	3-40 hp / 2,2-30 kW
Pressure	8 - 13 bar
Weight	99 - 619 kg

User benefits

- Easy and user-friendly operation
- Robust design, ready to operate in hard working conditions
- Fast and easy maintenance, all consumables are easy to reach and maintain
- Complete and compact solution including air receiver and dryer
- Quiet operation allowing installation close to the workplace

offer does the rest

On top of that, these units are **compact, easy to service** and **quiet**, and thus suitable to install in or close to the workshop (f.e. service garage or small assembly line).

CPA – CPBg



Noise level	Silent: 62-71 dB(A)
Vessel size	0, 270 or 500 L*
FAD	702-6167 l/min
Power	7,5-50hp 5,5-37 kW
Pressure	7,5-13 bar
Weight	241-710 kg

CPVSd



Noise level	Silent: 69-77 dB(A)
Vessel size	0, 270 or 500 L*
FAD	300-6000 l/min
Power	10-50hp 7,5-37 kW
Pressure	5,5 - 12,5 bar
Weight	280-925 kg

* Tank-mounted versions available up to 30HP

User benefits


- In-house designed air end suitable for continuous duty and very hard working conditions.
- Long lasting belts and reliable belt tensioning system for excellent performance (CPA)
- High efficient gear transmission for low cost maintenance and reliable operation (CPBg)
- Good positioning of service items for easy servicing
- Save space and installation costs with tank-mounted installations with dryer
- Increased operating comfort through reduced noise levels

User benefits

- Inverter technology perfectly matching the air flow with the air demand saving energy costs up to 30%
- Highly efficient element ensures low energy consumption and long term performance
- Highly efficient belt transmission reducing energy consumption
- Direct driven transmission for further energy saving (CPVSd)
- Protects your air network against rust and corrosion thanks to integrated solutions (dryer, air filter,...)
- User-friendly controller for full control



CPN Series 15 – 20HP / 11 – 15kW



The performance comes with the technology


The CPN screw compressors are up to 30% more energy efficient than an equivalent power sized piston compressor. The CPN is also designed to work continuously if needed, this allows you to get 100% performance, 24 hours a day, from your equipment without fearing a single fail.

CPN 5,5 200L + Dryer




Simple installation

The compressor, equipped with simple automatic controls, is ready for immediate installation and fitted with an air receiver.



Easy maintenance

Almost no panels to be removed in case of maintenance and strategic placement of components to facilitate maintenance.




Reduced power consumption

Due to rotary technology, the CPN consumes up to 30% less power compared to a traditional piston compressor.



Constant pressure

The combined and continuous action of the spinning element generates air flow pulsations without pulsations, granting you the stability you need.



New generation air ends

New generation air ends guarantee superior efficiency, durability and reliability.



Time to convert to screw technology!

- Up to 30% more energy efficient than an equivalent power sized piston compressor
- Designed to work continuously
- 24/7 performance without any risk of failure
- Pressure stability and no pulsation compared to piston compressors.

Technical Table	🔌 [l/min]			📏		🔊 dB(A)	⏪ L x W x H (mm)
	8 bar version	10 bar version	13 bar version	HP	kW		
270L Tank Mounted + Dryer							
CPN 15	1408	1265	na	15	11	76	1550 x 718 x 1322
CPN 20	1631	1473	na	20	15	78	1550 x 718 x 1322
500L Tank Mounted + Dryer							
CPN 15	1408	1265	1034	15	11	76	1935 x 718 x 1453
CPN 20	1631	1473	1224	20	15	78	1550 x 718 x 1453

For weights and part numbers, please contact your local customer center.

All units are also available in 60 Hz, please contact your local sales representative for more information.

* Unit performance measured according to ISO 1217, Annex C, latest edition

** Noise level measured according to ISO 2151:2004 using ISO 9614/2

CPM Series 3 – 40HP / 2,2 – 30kW



CPM 25 500L D


The perfect solution for the small businesses.

Easy to use, efficient and reliable, the CPM Series meets the compressed air demands of tire shops, paint shops, car dealers, maintenance shops, etc. Easy to use and quiet by design, the CPM can be installed almost anywhere in the workshop, without disturbing your working environment. Base mounted or tank mounted, with or without dryer, the CPM is a complete solution for your business.




Total reliability

The complete unit is designed to operate at ambient temperatures up to 46° C / 115° F.



Efficient cooling

An oversized ventilation ensures low internal temperatures, making your compressor more live better and longer.



Built to last

Patented rotary screw element allows you to work on continuous duty and very hard working conditions.



Cost effectient maintenance

All the main components are easily accessible, ensuring fast and simple maintenance.



Intuitive remote control

ES4000 connect Controller makes operation very simple with warning and service alarms. (only for 10 - 40 HP models)



Complete solution design

- Compact and complete solution with a very small footprint.
- Save space and money with tank-mounted installations with dryer and filter.
- The complete solution not only saves installation costs, but also reduces the risk of air leakages in the compressor room.

Technical Table	* [l/min]			HP		dB(A)	L x W x H (mm)
	8 bar version	10 bar version	13 bar version	HP	kW	**	
Base mounted							
CPM 3	366	294	na	3	2,2	61	620 x 630 x 950
CPM 4	474	366	na	4	3	61	620 x 630 x 950
CPM 5,5	600	516	na	5,5	4	62	620 x 630 x 950
CPM 7,5	888	780	na	7,5	5,5	66	620 x 630 x 950
CPM 9	1062	984	na	10	7,5	68	620 x 695 x 950
CPM 3-9 is also available installed on a 200L air vessel + dryer , dimensions: 1429 x 612 x 1300							
CPM 10	1140	996	780	10	7,5	65	855 x 675 x 980
CPM 15	1620	1416	1152	15	11	69	855 x 675 x 980
CPM 20	1860	1680	1332	20	15	71	855 x 675 x 980
CPM 10-20 is also available installed on a 500L air vessel+ dryer , dimensions: 1945 x 720 x 1468							
CPM 21	2550	2310	1872	20	15	67	1180 x 833 x 1220
CPM 25	3126	2700	2310	25	18,5	69	1180 x 833 x 1220
CPM 30	3720	3216	2784	30	22	70	1180 x 833 x 1220
CPM 40	4332	3906	3432	40	30	71	1180 x 833 x 1220
CPM 21-40 is also available base mounted + dryer , dimensions: 1450 x 833 x 1220							
CPM 21-30 is also available installed on a 500L air vessel, dimensions: 1904 x 833 x 1832							
CPM 21-30 is also available installed on a 500L air vessel + dryer, dimensions: 1904 x 833 x 1832							

For weights and part numbers, please contact your local customer center.

CPM 3-20 units are also available installed on a 270L air vessel

All units are also available in 60 Hz, please contact your local sales representative for more information.

* Unit performance measured according to ISO 1217, Annex C, latest edition

** Noise level measured according to ISO 2151:2004 using ISO 9614/2

CPA Series 7,5 – 20HP / 5,5 – 15kW




The ultimate all-in-one solution

Chicago Pneumatic introduced the CPA Series more than a decade ago. And in this period of time a strong reputation of quality and top performance was built. But, apart from this remarkable past, the design and philosophy have evolved to match new customer needs: a beautiful all-in-one, powerful and silent screw compressor. That's what the CPA Series is!

A seamless product in terms of user-friendliness, reliability and life duration, which makes this series, "the screw compressor" for tough and hard working conditions.

CPA 20 - 500L



Low noise levels

Insulation foam, deflectors and anti-vibration pads assure low noise levels.




Easy and fast maintenance

Enabled by good positioning of service items: belts, oil and filters.



ES4000

A unique control unit, specially programmed for energy saving.



Built to last

Designed for continuous duty and very hard working conditions.



Small footprint

Compresses, stores and processes air using just 1,5 m².



Innovative design concept

The CPA Series can be configured as an ultimate all-in-one solution that includes:

- Air receiver 270 or 500L (available for units up to 30HP)
- Refrigerant dryer
- Automatic drain

Forget about complex and costly installations. Simply connect the power, connect the piping and press START!

Technical Table	🔌 [l/min]			🏠		🔊	⏪
	8 bar version	10 bar version	13 bar version	HP	kW		
Type							L x W x H (mm)
	Base mounted				Base Mounted (+ Dryer)		
CPA 7,5	882	702	na	7,5	5,5	62	1065 x 665 x 1070 (1065 x 665 x 1070)
CPA 10	1242	1080	828	10	7,5	63	1065 x 665 x 1070 (1065 x 665 x 1070)
CPA 15	1674	1506	1212	15	11	65	1065 x 665 x 1070 (1065 x 665 x 1070)
CPA 20	2328	2106	1686	20	15	67	1065 x 665 x 1070 (1065 x 665 x 1070)

Tank Mounted models are available on 270 and 500L air vessels.


For weights and part numbers, please contact your local customer center.

All units are also available in 60 Hz, please contact your local sales representative for more information.

* Unit performance measured according to ISO 1217, Annex C, latest edition

** Noise level measured according to ISO 2151:2004 using ISO 9614/2

CPBg Series 20 – 50HP / 15 – 37kW gear driven




Strong, reliable, efficient.

With this range, Chicago Pneumatic sets a new standard in high efficiency, low noise level and outstanding reliability. These units come with a new element, a high performance gear box and premium efficiency motors.

Quiet and available with a dryer, water separator and filters, this machine can easily be installed in a compressor room or in the work place close to the air usage point.

The wide range of options allows you to easily customize your CPBg while its unique design satisfies your needs in terms of user-friendliness, reliability and lifetime duration. All in all, the ideal screw compressor for high energy efficiency and hard working conditions.

CPBg 40



Low noise levels

The new element and gearbox combined with the deep sound insulation result in a very low sound level




Easy and fast maintenance

Easy maintenance and very low pressure drop thanks to the new oil separation




ES4000

A unique control unit, specially programmed for energy saving. ES4000 advanced as an option.



Energy recovery

Recover up to 75% of the energy spent to produce compressed air improving your production efficiency



Air quality package

CPBg is available with dryer, water separator drain and post filter for improved quality air.



Gear drive for high efficiency

The CPBg series offers you outstanding efficiency and great reliability thanks to the new element combined with robust gearbox technology and premium efficiency motors (IE3).

Add a revised lay-out, a big oil separator and coolers to that and you have a compressor that will grant you total peace of mind.

Technical Table	⚡* [l/min]				🔧		🔊**	📏
	7,5 bar version	8 bar version	10 bar version	13 bar version	HP	kW	dB(A)	L x W x H (mm)
	Base Mounted				Base Mounted (+ Dryer)			
CPBg 20	2696	2536	2266	1946	20	15	67	1200 x 835 x 1220 (1350 x 835 x 1220)
CPBg 25	3317	3144	2922	2279	25	18,5	68	1200 x 835 x 1220 (1350 x 835 x 1220)
CPBg 29	3858	3741	3294	2790	30	22	69	1200 x 835 x 1220 (1350 x 835 x 1220)
CPBg 34	4210	3987	3728	3263	40	26	71	1200 x 835 x 1220 (1350 x 835 x 1220)
CPBg 20-34 is also available installed on a 500L air vessel, dimensions: 1940 x 835 x 1835								
CPBg 20-34 is also available installed on a 500L air vessel + dryer, dimensions: 1940 x 835 x 1835								
CPBg 30	3867	3650	3317	2867	30	22	68	1320 x 830 x 1555 (1320 x 830 x 1555)
CPBg 35	4517	4300	3933	3417	35	26	69	1320 x 830 x 1555 (1320 x 830 x 1555)
CPBg 40	5467	5000	4583	4000	40	30	70	1320 x 830 x 1555 (1810 x 830 x 1555)
CPBg 50	6167	5650	5067	4583	50	37	71	1320 x 830 x 1555 (1810 x 830 x 1555)
CPBg 30 available only 400 V 50 Hz IEC-CE								

For weights and part numbers, please contact your local customer center.

All units are also available in 60 Hz, please contact your local sales representative for more information.

* Unit performance measured according to ISO 1217, Annex C, latest edition

** Noise level measured according to ISO 2151:2004 using ISO 9614/2

CPVsd Series 10 – 50HP / 7.5 – 37kW direct driven




Optimize your energy consumption

Introducing direct driven transmission in its variable speed range of compressors, Chicago Pneumatic sets a new milestone in compressed air. The new design, fully dedicated to variable speed applications, grants a maximum of energy saving, very high flexibility, and very low ownership costs.

Thanks to the air receiver (available up to 35 hp), the integrated dryer and the quality air devices available, you can complete your installation in a very compact and cost competitive way.

A wide range of options make these machines easy to customize and tailored to meet each customer's needs.

CPVsd 25Hp - 500 L + Dryer




Low noise levels

Both the new elements (direct coupled) combined with the deep sound insulation results in a very low sound level



Easy and fast maintenance

Fast and easy serviceability, all the service components placed close to front panel




ES4000

A unique control unit, specially programmed for energy saving. ES4000 advanced as option



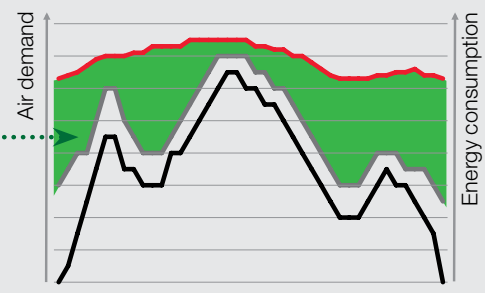
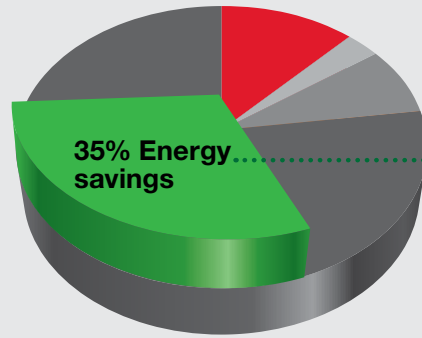
Energy saving

The new generation of elements combined with the new converters and the highly efficient transmissions result in high flexibility and efficiency



Quality air package

CPVsd is available with dryer, water separator drain and post filter for improved quality air.



- 12% investment
- 3% installation
- 8% Service
- 77% Energy consumption
- Air demand
- Variable frequency driven costs
- Load Unload costs
- Savings

Direct drive for outstanding efficiency

The direct driven transmission combined with the high frequency motor result in a very wide turn down and very low specific energy requirement at each speed. The new generation of air ends with very strict tolerances grant outstanding volumetric efficiency resulting in a very low energy consumption.



Technical Table	⚡* l/min		⚙️		⚙️	🔊**	📏
Type	min @7bar	max @7bar	HP	kW	Bar	dB(A)	L x W x H (mm)
Base Mounted				Base Mounted (+ Dryer)			
CPVsd 10	272	1225	10	7.5	5.5-12.5	62	995 x 655 x 1045 (1415 x 655 x 1045)
CPVsd 15	265	1823	15	11	5.5-12.5	64	995 x 655 x 1045 (1415 x 655 x 1045)
CPVsd 20	258	2217	20	15	5.5-12.5	65	995 x 655 x 1045 (1415 x 655 x 1045)
CPVsd 10-20 is also available installed on a 270L or 500L air vessel							
CPVsd 21	780	2911	20	15	5.5-12.5	68	1200 x 835 x 1220 (1350 x 835 x 1220)
CPVsd 25	780	3505	25	18,5	5.5-12.5	70	1200 x 835 x 1220 (1350 x 835 x 1220)
CPVsd 29	780	3920	30	22	5.5-12.5	71	1200 x 835 x 1220 (1350 x 835 x 1220)
CPVsd 34	780	4158	40	26	5.5-12.5	72	1200 x 835 x 1220 (1350 x 835 x 1220)
CPVsd 21-34 is also available installed on a 500L air vessel, dimensions: 1940 x 835 x 1835							
CPVsd 21-34 is also available installed on a 500L air vessel + dryer, dimensions: 1940 x 835 x 1835							
CPVsd 30	767	4050	30	22	5.5-12.5	68	1320 x 830 x 1555 (1320 x 830 x 1555)
CPVsd 35	767	4617	35	26	5.5-12.5	69	1320 x 830 x 1555 (1320 x 830 x 1555)
CPVsd 40	1000	5450	40	30	5.5-12.5	70	1320 x 830 x 1555 (1810 x 830 x 1555)
CPVsd 50	1067	6000	50	37	5.5-12.5	71	1320 x 830 x 1555 (1810 x 830 x 1555)
CPVsd 30 available only 400 V 50 Hz IEC-CE							

For weights and part numbers, please contact your local customer center.
 All units are also available in 60 Hz, please contact your local sales representative for more information.
 * Unit performance measured according to ISO 1217, Annex C, latest edition
 ** Noise level measured according to ISO 2151:2004 using ISO 9614/2

